

PROJECT:

NOTES:

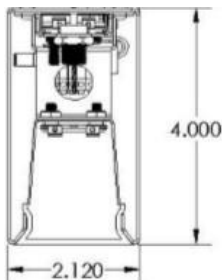
ORDERING INFORMATION:

EXAMPLE


VW2 - 8F - 50D - 75I - 9 - 35 - 347 - 2C - B - EM - DM

SERIES NOM. LENGTH LUMENS DIRECT LUMENS INDIRECT CRI KELVINS VOLTAGE CIRCUITS FINISH OPTIONS DRIVERS

SHOP DRAWING



VERSION	NOMINAL	LENGTH
VW2-2F	2 FEET	24 in
VW2-4F	4 FEET	48 in
VW2-6F	6 FEET	72 in
VW2-8F	8 FEET	96 in



ORDERING INFORMATION

SERIES
VW2

VOLTAGE
BLANK 120-277V (Standard)
347 347V

NOMINAL LENGTH
(X)F Nominal Length in feet

CIRCUITS
BLANK 1 Circuit (Standard)
2C 2 Circuits (direct/indirect only)

LUMENS DIRECT*

30D	300 Lumens Per Foot
50D	500 Lumens Per Foot
75D	750 Lumens Per Foot
100D	1000 Lumens Per Foot

*Other lumen packages available

FINISH

B	Matte Textured Black
W	Matte Textured White
S	Matte Textured Silver*
C	Custom Finish (Specify RAL Color)

*Setup charge might be applicable for low quantities

LUMENS INDIRECT*

BLANK	No indirect light
30I	300 Lumens Per Foot
50I	500 Lumens Per Foot
75I	750 Lumens Per Foot
100I	1000 Lumens Per Foot

*Other lumen packages available

OPTIONS

BW	Batwing distribution for indirect lighting
W#	White Cabtire #ft
B#	Black Cabtire #ft
CP1	Occupancy/Daylight Sensor (Phillips SNS200)
CLE5	Occupancy Sensor (Leviton OSF10)
CW3	Passive Infrared Sensor (WattStopper FSP-211)
EM	Emergency Power Pack*

*Available with section of 4ft and over for direct only version
*Available with section of 6ft and over for direct/indirect version

CRI

BLANK	80 CRI
9	90 CRI

KELVIN

27	2700K
30	3000K
35	3500K
40	4000K
50	5000K
TW	Tunable White

DRIVERS

BLANK	0-10V dimming (Standard)
DA	DALI driver

Click on the following link for special driver options:
<https://bit.ly/2FqZ6gU>

FEATURES

- > 18 gauges C.R.S. 2 inch-wide linear fixture with unique fabrication concept made for continuous runs with simple and user-friendly joining systems
- > Snap-in white frosted acrylic lens (direct) and frosted acrylic lay-in lens (indirect)
- > Matte powder coated finish applied post-production to ensure smooth edges and modern look
- > Wide selection of LED packages
- > Minimum 80 CRI; color range 2700K - 5000K available
- > Tunable White option available
- > Available as direct-only, indirect-only or direct/indirect versions
- > Multiple dimming protocols available
- > 100% made in Canada

APPLICATIONS

- > Schools
- > Corridors
- > Offices
- > Commercial Applications
- > Atriums
- > Restaurants
- > Libraries

LED

FIXTURE PERFORMANCE DATA

SPECIFICATIONS

Housing – Precision die-formed 18-gauge C.R.S.

Diffuser – High efficiency white frosted acrylic snap-in lens (Direct) and frosted acrylic lay-in lens (Indirect)

Finish – Baked enamel matte sandtex powder finish applied post production on all surfaces for smooth edges and safe handling

Electrical – High quality mid-power LED boards. L70 >72,000 hours reported / 129,200 hours calculated at maximum allowable output current. L85 >50,000 hours.

Mounting – Wall mount

Listings –
 ■ cUL certified as luminaire suitable for dry or damp locations.

Warranty – 5-year limited warranty

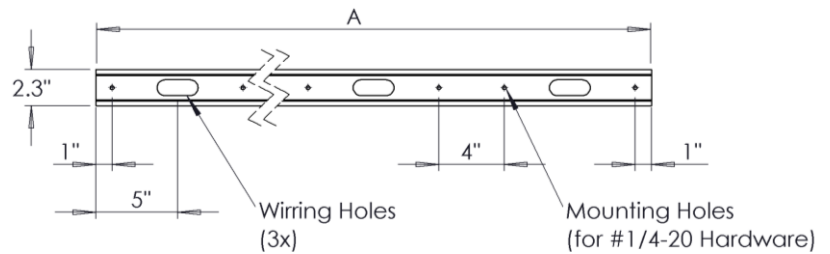
LED PACKAGE	DELIVERED LUMENS	WATTAGE	EFFICACY (lm/W)
Direct (4ft)			
1200	1,222	11	111
2000	2,020	18	112
3000	3,065	29	106
4000	4,063	40	102
Direct / Indirect (4ft)			
2000(D) / 2000(I)	4,025	35	115
2000(D) / 3000(I)	5,107	45	113
2000(D) / 4000(I)	6,096	55	110
3000(D) / 2000(I)	5,071	46	110
3000(D) / 3000(I)	6,148	56	109
3000(D) / 4000(I)	7,138	66	108
4000(D) / 2000(I)	6,070	57	106
4000(D) / 3000(I)	7,153	67	106
4000(D) / 4000(I)	8,237	78	106

*Results based on smooth frosted lens (Direct), frosted lens (Indirect), 80 CRI, 4000K

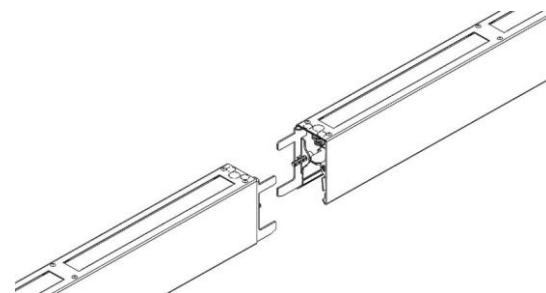
MULTIPLIER TABLE	
COLOR TEMPERATURE	
CCT/CRI	CONVERSION FACTOR
2700K / 80 CRI	0.93
3000K / 80 CRI	0.95
3500K / 80 CRI	0.97
4000K / 80 CRI	1
5000K / 80 CRI	1.03

Fixture Details

MOUNTING PLATE

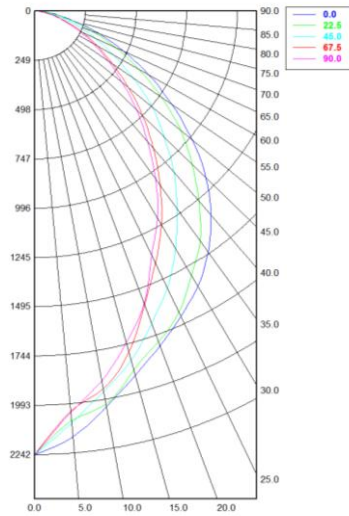


JOINING SYSTEM



PHOTOMETRY

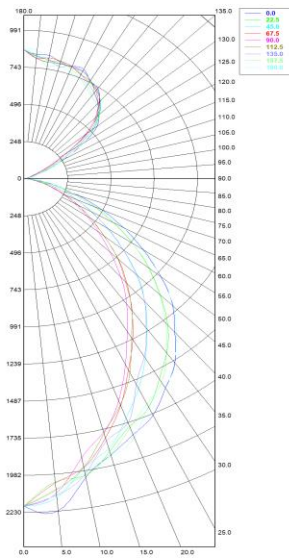
VW2-4F-100D-40-MV



Zonal Lumen Summary

Zone	Lumens	% Fixture
0.00° - 10.00°	193.10	4.75%
10.00° - 20.00°	504.64	12.42%
20.00° - 30.00°	737.46	18.15%
30.00° - 40.00°	850.44	20.93%
40.00° - 50.00°	801.12	19.71%
50.00° - 60.00°	600.47	14.78%
60.00° - 70.00°	307.29	7.56%
70.00° - 80.00°	66.09	1.63%
80.00° - 90.00°	2.92	0.07%
90.00° - 100.00°	0.11	0.00%
100.00° - 110.00°	0.00	0.00%
110.00° - 120.00°	0.00	0.00%
120.00° - 130.00°	0.00	0.00%
130.00° - 140.00°	0.00	0.00%
140.00° - 150.00°	0.00	0.00%
150.00° - 160.00°	0.00	0.00%
160.00° - 170.00°	0.00	0.00%
170.00° - 180.00°	0.00	0.00%
0.00° - 90.00°	4,063.53	100.00%
90.00° - 180.00°	0.11	0.00%
0.00° - 180.00°	4,063.53	100.00%

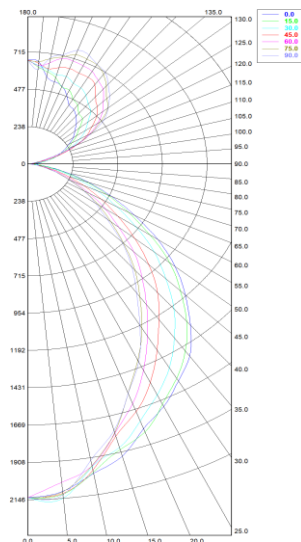
VW2-4F-100D-50I-40-MV



Zonal Lumen Summary

Zone	Lumens	% Fixture
0.00° - 10.00°	198.48	3.27%
10.00° - 20.00°	513.92	8.47%
20.00° - 30.00°	750.54	12.36%
30.00° - 40.00°	858.34	14.14%
40.00° - 50.00°	801.15	13.20%
50.00° - 60.00°	591.72	9.75%
60.00° - 70.00°	291.01	4.79%
70.00° - 80.00°	57.45	0.95%
80.00° - 90.00°	2.69	0.04%
90.00° - 100.00°	23.32	0.38%
100.00° - 110.00°	114.69	1.89%
110.00° - 120.00°	234.31	3.86%
120.00° - 130.00°	327.49	5.39%
130.00° - 140.00°	376.96	6.21%
140.00° - 150.00°	368.49	6.07%
150.00° - 160.00°	299.84	4.94%
160.00° - 170.00°	191.42	3.15%
170.00° - 180.00°	69.06	1.14%
0.00° - 90.00°	4,065.30	66.96%
90.00° - 180.00°	2,005.57	33.04%
0.00° - 180.00°	6,070.87	100.00%

VW2-4F-100D-50I-40-MV-BW



Zonal Lumen Summary

Zone	Lumens	% Fixture
0.00° - 10.00°	207.37	3.43%
10.00° - 20.00°	511.85	8.47%
20.00° - 30.00°	705.99	11.68%
30.00° - 40.00°	771.21	12.76%
40.00° - 50.00°	711.70	11.77%
50.00° - 60.00°	548.24	9.07%
60.00° - 70.00°	345.56	5.72%
70.00° - 80.00°	157.89	2.61%
80.00° - 90.00°	35.35	0.58%
90.00° - 100.00°	26.66	0.44%
100.00° - 110.00°	118.88	1.97%
110.00° - 120.00°	255.47	4.23%
120.00° - 130.00°	357.49	5.91%
130.00° - 140.00°	389.52	6.44%
140.00° - 150.00°	365.33	6.04%
150.00° - 160.00°	290.50	4.81%
160.00° - 170.00°	181.03	2.99%
170.00° - 180.00°	64.44	1.07%
0.00° - 90.00°	3,995.16	66.10%
90.00° - 180.00°	2,049.32	33.90%
0.00° - 180.00°	6,044.49	100.00%