

PROJECT:

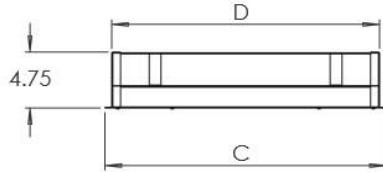
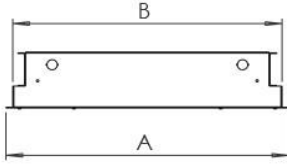
NOTES:

ORDERING INFORMATION:

EXAMPLE

MRP2 - T - R2 - A3 - E4 - MV - AM - CL6 - DM
 SERIES MOUNTING READING AMBIENT EXAM VOLTAGE OPTIONS CONTROLS DRIVER

SHOP DRAWINGS



2x4
 A - 23.75"
 B - 22.65"
 C - 47.75"
 D - 46.57"



ORDERING INFORMATION

SERIES
 MRP2

VOLTAGE
 MV 120-277V
 347 347V

MOUNTING
 T T-Bar
 F Flange

OPTIONS
 AM Anti-Microbial Paint
 EM Emergency Power Pack
 CC COI Compliant
 RF RFI Filter (available in 120-277V)
 NL Amber LED night light (500 lumens)
 NLR Red LED night light (500 lumens)

READING (Lumens, TempK, CRI)
 See page 2 and use code to specify the ambient compartment.
 Ex: R2 = 1000 lm, 3500K, 80 CRI

AMBIENT (Lumens, TempK, CRI)
 See page 2 and use code to specify the ambient compartment.
 Ex: A1 = 3000 lm, 3000K, 80 CRI

EXAM (Lumens, TempK, CRI)
 See page 2 and use code to specify the ambient compartment.
 Ex: E6 = 8000 lm, 5000K, 90 CRI

DIFFUSER (Center ambient)
 BLANK Acrylic Ribbed Lens
 PB Perforated Basket

CONTROLS
 BLANK None
 LV* Low Voltage Relay Ready (Patient Controlled)
 Click on the following link for control options:
<https://bit.ly/2KzMuAx>
 *Remote control not supplied by PA-CO

DRIVER
 BLANK Non-dimming applications
 DM 0-10V dimming
 DA DALI driver
 Click on the following link for special driver options:
<https://bit.ly/2Fq26qU>

FEATURES

- > Specification-grade LED luminaire designed for patient room healthcare applications
- > Features ambient, exam and reading light compartments
- > Robust design with polycarbonate lens tightly secured by internal angle frame fastened internally with multiple screws
- > Minimum 80 CRI; color range 3000K - 5000K available
- > IP65 for recessed applications*
- > Optional 90 CRI
- > Optional COI Compliant
- > Optional anti-microbial paint
- > Multiple dimming protocols available
- > White gasketed stainless steel screws
- > 100% made in Canada

* Faceplate is sealed with multiple gaskets and luminaire is IP65 certified as providing protection against dust and water entering the luminaire through the faceplate in a recessed application. Note that the housing (which is designed to be recessed into ceiling and is not visible once installed) does not provide ingress protection against dust and water entering the luminaire from the plenum.

APPLICATIONS

- > Hospitals
- > Nursing Homes
- > Medical Clinics

LUMEN PACKAGES

READING			
CODE	LUMENS	TEMP K	CRI
R1	1,000	3,000	80
R2	1,000	3,500	80
R3	1,000	4,000	80
R4	1,000	3,000	90
R5	1,000	3,500	90
R6	1,000	4,000	90
R7	1,500	3,000	80
R8	1,500	3,500	80
R9	1,500	4,000	80
R10	1,500	3,000	90
R11	1,500	3,500	90
R12	1,500	4,000	90
C	CUSTOM LED PACKAGES		

AMBIENT			
CODE	LUMENS	TEMP K	CRI
A1	3,000	3,000	80
A2	3,000	3,500	80
A3	3,000	4,000	80
A4	3,000	3,000	90
A5	3,000	3,500	90
A6	3,000	4,000	90
A7	4,000	3,000	80
A8	4,000	3,500	80
A9	4,000	4,000	80
A10	4,000	3,000	90
A11	4,000	3,500	90
A12	4,000	4,000	90
TW*	TUNABLE WHITE		
C	CUSTOM LED PACKAGES		

*Confirm protocol the TW will be controlled with

EXAM			
CODE	LUMENS	TEMP K	CRI
E1	8,000	3,500	80
E2	8,000	4,000	80
E3	8,000	5,000	80
E4	8,000	3,500	90
E5	8,000	4,000	90
E6	8,000	5,000	90
E7	9,000	3,500	80
E8	9,000	4,000	80
E9	9,000	5,000	80
E10	9,000	3,500	90
E11	9,000	4,000	90
E12	9,000	5,000	90
C	CUSTOM LED BOARDS		

LED

FIXTURE PERFORMANCE DATA

SPECIFICATIONS

Housing – Precision die-formed 20-gauge C.R.S. housing and end plates

Door Frame – Single piece precision die formed frame with fasteners that secure door frame to housing

Security Lens – 0.125" clear polycarbonate lens retained by internal angle frame that is fastened internally to door frame with multiple screws

Diffuser – *Exam compartment:* white opal lens
Ambient compartment: frosted central acrylic ribbed lens

Finish – Baked white enamel powder finish applied post production on all surfaces for smooth edges and safe handling. Anti-microbial finish optional.

Electrical – High quality mid-power LED boards. L70 >72,000 hours reported / 95,140 hours calculated. L85 >50,000 hours.

Mounting – Recessed (plaster or T-Bar ceiling). We strongly recommend to add wire hangers on each earthquake clips/brackets (see fixture details)

Listings –

- IP65 certified
- cUL certified as luminaire suitable for dry or damp locations.

Warranty – 5-year limited warranty

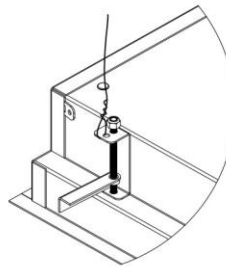
LED PACKAGE	DELIVERED LUMENS	WATTAGE	EFFICACY (lm/W)
24" x 48"			
READING (1,000 lm)	915	9	102
AMBIENT (3,000 lm)	2,902	24	121
EXAM (8,000 lm)	8,247	86	96
READING/AMBIENT/EXAM	12,054	101	119
24" x 48"			
READING (1,500 lm)	1,536	18	85
AMBIENT (4,000 lm)	3,969	35	113
EXAM (9,000 lm)	9,266	92	101
READING/AMBIENT/EXAM	14,758	145	102

*Results based on 4000K, 80 CRI

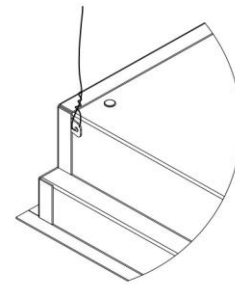
MULTIPLIER TABLE	
COLOR TEMPERATURE	
CCT/CRI	CONVERSION FACTOR
3000K / 80 CRI	0.95
3500K / 80 CRI	0.97
4000K / 80 CRI	1
5000K / 80 CRI	1.03

FIXTURE DETAILS

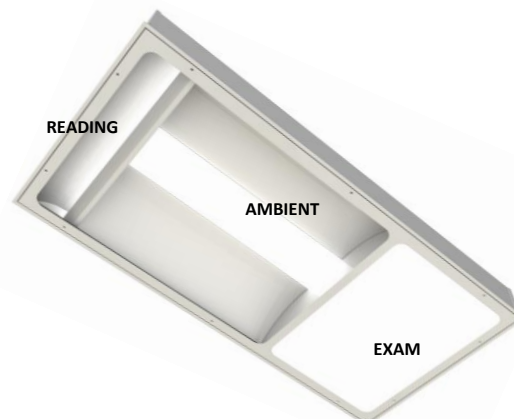
Hanging brackets to secure housing to structure (wires not supplied by PA-CO)



Plaster ceiling / Flange

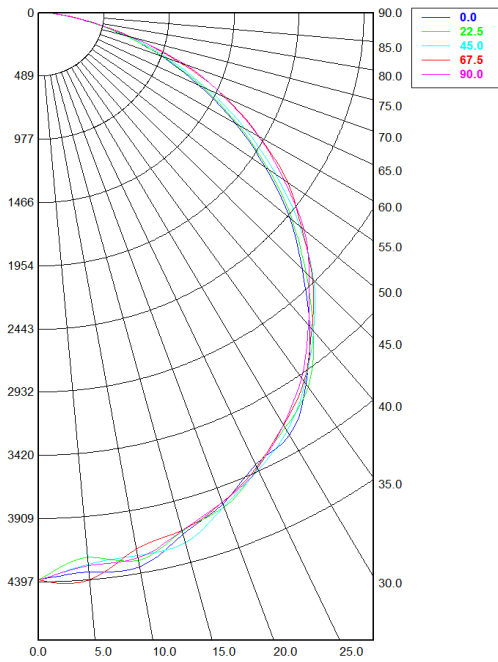


T-Bar



PHOTOMETRY

MRP2-T-H-10R30A80E-40-MV Total Luminaire Output: 12,054 lumens; 101 Watts



Candela Distribution

	0.00°	22.50°	45.00°	67.50°	90.00°
0.00°	4,384.11	4,384.11	4,384.11	4,384.11	4,384.11
5.00°	4,336.91	4,224.53	4,278.90	4,397.28	4,287.49
10.00°	4,350.19	4,298.68	4,258.42	4,209.53	4,278.20
15.00°	4,172.96	4,147.04	4,239.07	4,141.70	4,144.12
20.00°	4,038.96	4,065.08	4,061.41	4,025.42	4,025.20
25.00°	3,854.95	3,884.13	3,899.59	3,874.88	3,888.95
30.00°	3,771.37	3,703.71	3,733.03	3,680.01	3,675.88
35.00°	3,503.88	3,532.53	3,489.05	3,477.29	3,446.15
40.00°	3,165.82	3,209.16	3,212.36	3,191.36	3,154.93
45.00°	2,800.87	2,840.33	2,923.11	2,913.97	2,874.48
50.00°	2,463.20	2,485.41	2,559.45	2,578.20	2,600.70
55.00°	2,076.79	2,114.31	2,179.09	2,287.37	2,253.09
60.00°	1,701.78	1,722.36	1,782.15	1,911.84	1,909.91
65.00°	1,322.97	1,351.30	1,399.07	1,544.01	1,534.32
70.00°	974.23	984.59	1,026.00	1,139.69	1,169.25
75.00°	652.77	654.13	685.91	710.19	705.23
80.00°	357.79	380.32	370.03	365.24	374.10
85.00°	147.57	158.06	152.72	150.12	153.14
90.00°	25.54	24.71	22.33	22.45	25.44

Spacing Criterion:

Two luminaires, plane 0°	1.26
Two luminaires, plane 90°	1.24
Four luminaires	1.37

Zonal Lumen Summary

Zone	Lumens	% Fixture
0.00° - 10.00°	435.02	3.61%
10.00° - 20.00°	1,174.30	9.74%
20.00° - 30.00°	1,787.10	14.83%
30.00° - 40.00°	2,169.31	18.00%
40.00° - 50.00°	2,211.36	18.34%
50.00° - 60.00°	1,943.28	16.12%
60.00° - 70.00°	1,411.15	11.71%
70.00° - 80.00°	733.06	6.08%
80.00° - 90.00°	189.92	1.58%
90.00° - 100.00°	6.51	0.05%
100.00° - 110.00°	0.00	0.00%
110.00° - 120.00°	0.00	0.00%
120.00° - 130.00°	0.00	0.00%
130.00° - 140.00°	0.00	0.00%
140.00° - 150.00°	0.00	0.00%
150.00° - 160.00°	0.00	0.00%
160.00° - 170.00°	0.00	0.00%
170.00° - 180.00°	0.00	0.00%
0.00° - 90.00°	12,054.50	100.00%
90.00° - 180.00°	6.51	0.05%
0.00° - 180.00°	12,054.50	100.00%

