

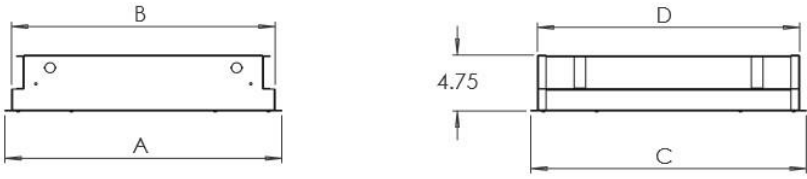
PROJECT:

NOTES:

ORDERING INFORMATION:

**EXAMPLE** MRPA2- M - T - R2 - E3 - A4 - PB - M4 - MV - AM - CL6 - DM  
 SERIES SECURITY MOUNTING READING AMBIENT EXAM DIFFUSER LENS VOLTAGE OPTIONS CONTROLS DRIVER

SHOP DRAWINGS



2x4  
 A - 23.75"  
 B - 22.65"  
 C - 47.75"  
 D - 46.57"



ORDERING INFORMATION

**SERIES**  
 MRPA2

**SECURITY LEVEL**  
 H Heavy (14 gauge)  
 M Medium (16 gauge)  
 L Light (18 gauge)

**MOUNTING**  
 T T-Bar  
 F Flange

**READING (Lumens, TempK, CRI)**  
 See page 2 and use code to specify the ambient compartment.  
 Ex: R2 = 1000 lm, 3500K, 80 CRI

**AMBIENT (Lumens, TempK, CRI)**  
 See page 2 and use code to specify the ambient compartment.  
 Ex: A1 = 3000 lm, 3000K, 80 CRI

**EXAM (Lumens, TempK, CRI)**  
 See page 2 and use code to specify the ambient compartment.  
 Ex: E6 = 8000 lm, 5000K, 90 CRI

**DIFFUSER (Center ambient)**  
 BLANK Acrylic Ribbed Lens  
 PB Perforated Basket

**SECURITY LENS**  
 M1 Clear Polycarbonate (0.125")  
 M3 Clear Polycarbonate (0.187")  
 M4 Clear Polycarbonate (0.250")  
 M5 Clear Polycarbonate (0.375")

**VOLTAGE**  
 MV 120-277V  
 347 347V

**OPTIONS**  
 AM Anti-Microbial Paint  
 EM Emergency Power Pack  
 CC COI Compliant  
 RF RFI Filter (120-277V)  
 NL Amber LED night light (500 lumens)  
 NLR Red LED night light (500 lumens)

**CONTROLS**  
 BLANK None  
 Click on the following link for control options:  
<https://bit.ly/2KzMuAx>

**DRIVER**  
 BLANK Non-dimming applications  
 DM 0-10V dimming  
 DA DALI Driver  
 Click on the following link for special driver options:  
<https://bit.ly/2Fq26qU>

FEATURES

- > Specification-grade patient room LED luminaire for anti-vandal behavioral healthcare applications
- > Features ambient, exam and reading light compartments
- > Robust design with security lens tightly secured by double-frame fastened internally with multiple screws
- > Door frame fastened with TORX tamper resistant screws
- > Welded housing for additional structural strength
- > Minimum 80 CRI; color range 3000K - 5000K available
- > 90 CRI Optional
- > Anti-microbial paint optional
- > Multiple dimming protocols available
- > IP65 for recessed applications\*
- > Optional COI compliant
- > 100% made in Canada

\* Faceplate is sealed with multiple gaskets and luminaire is IP65 certified as providing protection against dust and water entering the luminaire through the faceplate in a recessed application. Note that the housing (which is designed to be recessed into ceiling and is not visible once installed) does not provide ingress protection against dust and water entering the luminaire from the plenum.

APPLICATIONS

- > Hospitals
- > Behavioral Healthcare Facilities
- > Rehabilitation Centers

## LUMEN PACKAGES

READING			
CODE	LUMENS	TEMP K	CRI
R1	1,000	3,000	80
R2	1,000	3,500	80
R3	1,000	4,000	80
R4	1,000	3,000	90
R5	1,000	3,500	90
R6	1,000	4,000	90
R7	1,500	3,000	80
R8	1,500	3,500	80
R9	1,500	4,000	80
R10	1,500	3,000	90
R11	1,500	3,500	90
R12	1,500	4,000	90
C	CUSTOM LED PACKAGES		

AMBIENT			
CODE	LUMENS	TEMP K	CRI
A1	3,000	3,000	80
A2	3,000	3,500	80
A3	3,000	4,000	80
A4	3,000	3,000	90
A5	3,000	3,500	90
A6	3,000	4,000	90
A7	4,000	3,000	80
A8	4,000	3,500	80
A9	4,000	4,000	80
A10	4,000	3,000	90
A11	4,000	3,500	90
A12	4,000	4,000	90
TW*	TUNABLE WHITE		
C	CUSTOM LED PACKAGES		

\*Confirm protocol the TW will be controlled with

EXAM			
CODE	LUMENS	TEMP K	CRI
E1	8,000	3,500	80
E2	8,000	4,000	80
E3	8,000	5,000	80
E4	8,000	3,500	90
E5	8,000	4,000	90
E6	8,000	5,000	90
E7	9,000	3,500	80
E8	9,000	4,000	80
E9	9,000	5,000	80
E10	9,000	3,500	90
E11	9,000	4,000	90
E12	9,000	5,000	90
C	CUSTOM LED BOARDS		

ÉCLAIRAGES

**PACO**  
LIGHTING

## LED

## FIXTURE PERFORMANCE DATA

## SPECIFICATIONS

**Housing** – Precision die-formed 14, 16 or 18-gauge C.R.S. with continuously welded end plates

**Door Frame** – Single piece precision die formed frame with tamper-resistant fasteners that secure door frame to housing

**Security Lens** – Variety of robust polycarbonate lenses available. Secured with internal frame that is fastened internally to door frame with multiple screws

**Finish** – Baked white enamel powder finish applied post production on all surfaces for smooth edges and safe handling. Anti-microbial finish optional.

**Electrical** – High quality mid-power LED boards. L70 >72,000 hours reported / 95,140 hours calculated. L85 >50,000 hours.

**Mounting** – Recessed (plaster or T-Bar ceiling). We strongly recommend to add wire hangers on each earthquake clips/brackets (see fixture details)

**Listings** –

- IP65 certified.
- cUL certified as luminaire suitable for dry or damp locations.

**Warranty** – 5-year limited warranty

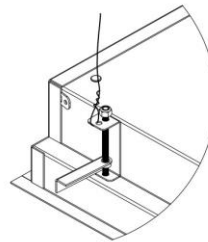
LED PACKAGE	DELIVERED LUMENS	WATTAGE	EFFICACY (lm/W)
24" x 48"			
READING (1,000 lm)	915	9	102
AMBIENT (3,000 lm)	2,899	24	121
EXAM (8,000 lm)	8,243	86	96
READING/AMBIENT/EXAM	12,045	119	101
24" x 48"			
READING (1,500 lm)	1,537	18	85
AMBIENT (4,000 lm)	3,970	35	113
EXAM (9,000 lm)	9,265	92	101
READING/AMBIENT/EXAM	14,765	145	102

\*Results based on 4000K, 80 CRI, M4 Lens

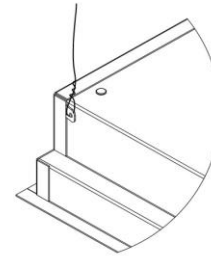
MULTIPLIER TABLE	
COLOR TEMPERATURE	
CCT/CRI	CONVERSION FACTOR
3000K / 80 CRI	0.95
3500K / 80 CRI	0.97
4000K / 80 CRI	1
5000K / 80 CRI	1.03

## FIXTURE DETAILS

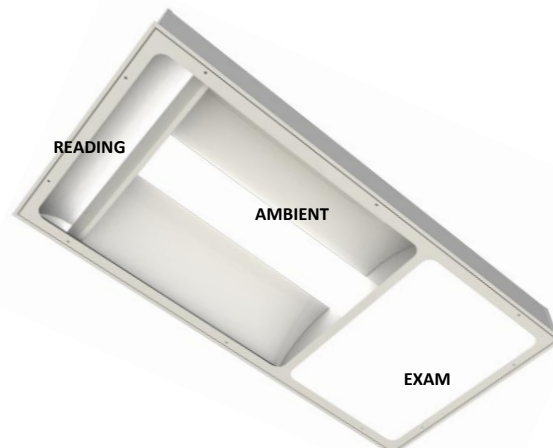
Hanging brackets to secure housing to structure (wires not supplied by PA-CO)



Plaster ceiling / Flange

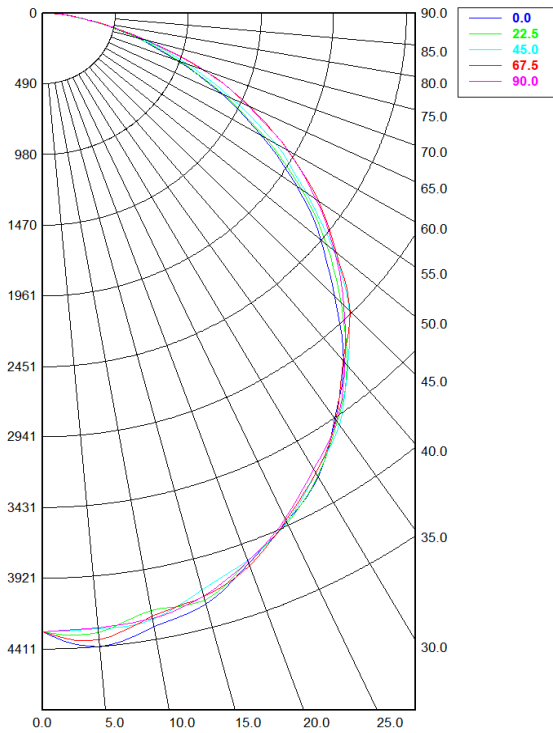


T-Bar



PHOTOMETRY

MRPA2-H-T-R3-A3-E2-40-M4-MV Total Luminaire Output: 12,045 lumens; 101 Watts



Candela Distribution

	0.00°	22.50°	45.00°	67.50°	90.00°
0.00°	4,292.15	4,292.15	4,292.15	4,292.15	4,292.15
5.00°	4,411.23	4,313.03	4,288.14	4,363.77	4,279.34
10.00°	4,322.16	4,209.91	4,271.19	4,248.18	4,262.68
15.00°	4,245.79	4,215.80	4,141.93	4,191.27	4,186.17
20.00°	4,059.74	4,044.94	4,037.45	4,076.75	4,046.02
25.00°	3,892.65	3,904.02	3,894.92	3,882.24	3,869.73
30.00°	3,718.93	3,708.43	3,685.08	3,687.31	3,655.27
35.00°	3,437.03	3,464.17	3,486.63	3,446.80	3,456.56
40.00°	3,158.33	3,193.74	3,196.61	3,151.51	3,168.81
45.00°	2,783.94	2,843.91	2,921.33	2,929.90	2,874.13
50.00°	2,450.03	2,500.94	2,565.15	2,584.67	2,569.69
55.00°	2,096.66	2,133.58	2,166.93	2,269.54	2,252.45
60.00°	1,696.48	1,730.31	1,806.45	1,911.21	1,904.43
65.00°	1,331.54	1,348.36	1,404.30	1,537.90	1,528.27
70.00°	962.95	981.68	1,047.10	1,151.83	1,156.61
75.00°	651.36	657.46	691.51	709.48	712.96
80.00°	372.48	376.92	366.50	367.11	374.44
85.00°	155.81	149.63	148.61	154.71	144.67
90.00°	22.45	22.48	23.08	22.17	28.54

Spacing Criterion:

Two luminaires, plane 0°	1.27
Two luminaires, plane 90°	1.26
Four luminaires	1.38

Zonal Lumen Summary

Zone	Lumens	% Fixture
0.00° - 10.00°	434.93	3.61%
10.00° - 20.00°	1,177.04	9.77%
20.00° - 30.00°	1,787.11	14.84%
30.00° - 40.00°	2,153.67	17.88%
40.00° - 50.00°	2,209.54	18.34%
50.00° - 60.00°	1,945.01	16.15%
60.00° - 70.00°	1,413.58	11.74%
70.00° - 80.00°	735.91	6.11%
80.00° - 90.00°	188.87	1.57%
90.00° - 100.00°	6.39	0.05%
100.00° - 110.00°	0.00	0.00%
110.00° - 120.00°	0.00	0.00%
120.00° - 130.00°	0.00	0.00%
130.00° - 140.00°	0.00	0.00%
140.00° - 150.00°	0.00	0.00%
150.00° - 160.00°	0.00	0.00%
160.00° - 170.00°	0.00	0.00%
170.00° - 180.00°	0.00	0.00%
0.00° - 90.00°	12,045.66	100.00%
90.00° - 180.00°	6.39	0.05%
0.00° - 180.00°	12,045.66	100.00%