

PROJECT:



NOTES:

ORDERING INFORMATION:

EXAMPLE

LGL - 8F - S - 200 - 9 - 40 - H5 - M4 - B - MV - BC6 - CL5 - DM
 SERIES NOM. LENGTH MOUNTING LUMENS CRI KELVINS DIFFUSERS LENS FINISH VOLTAGE OPTIONS CONTROLS DRIVER

SHOP DRAWINGS



ORDERING INFORMATION

SERIES	
LGL	
NOMINAL LENGTH	
4F	4 Feet
6F	6 Feet
8F	8 Feet

*Please contact manufacture if other nominal lengths are needed

MOUNTING	
SM#	Stem Mount #ft**
AC#	Air Craft Cables #ft
C#	Chains #ft
S	Surface
F	Flange*
T	T-Bar*

*Please contact us if shop drawings are needed

**Stems not supplied by Pa-Co

LUMENS

Lumen Package	Nom. Lumens	Wattage
4F		
66		6,600
88		8,800
6F		
87		8,700
125		12,500
8F		
115		11,500
215		21,500

*Other lumen packages available.

MOUNTING

BLANK	80 CRI
9	90 CRI

KELVIN

30	3000K
35	3500K
40	4000K
50	5000K
TW	Tunable White

DIFFUSERS

H5	White Opal
----	------------

LENS

M1	Clear Polycarbonate (0.125")
M4	Clear Polycarbonate (0.250")

FINISH

W	Textured Matte White
B	Textured Matte Black

VOLTAGE

MV	120-277V
347	347V

OPTIONS

EM	Emergency Power Pack
BC#	Black Cabtire Wire #ft
WC#	White Cabtire Wire #ft

CONTROLS

BLANK No Controls
 Click on the following link for control options:
<https://bit.ly/2KzMuAx>

DRIVERS

BLANK Non-dimming applications
 DM 0-10V dimming
 DA DALI driver
 Click on the following link for special driver options:
<https://bit.ly/2Fq26qU>

FEATURES

- > Specification-grade LED luminaire designed for athletic applications
- > Robust construction designed to withstand impact of stray balls
- > Features security polycarbonate lens secured with double frame fastened internally with multiple screws
- > Welded housing for additional structural strength
- > Variety of diffusers available for smooth and uniform illumination
- > Minimum 80 CRI; color range 3000K - 5000K available
- > Tunable White option available (lumen package limitations consult factory for more info)
- > Variety of surface / suspended mounting options available
- > Efficacies up to 113 lm/W
- > 100% made in Canada

APPLICATIONS

- > Gymnasiums
- > Corridors
- > Locker rooms
- > Public areas
- > Rough service applications

LED

FIXTURE PERFORMANCE DATA

SPECIFICATIONS

Housing – Precision die-formed 18-gauge C.R.S. with continuously welded end plates

Door Frame – Single piece precision die formed frame with seam welded corners and tamper-resistant screws to secure door frame to housing

Shielding – Variety of robust polycarbonate lenses available. Secured with double frame which is fastened with multiple screws.

Hinge – Concealed piano style hinge with .500" knuckle and .125" pin welded to doorframe

Finish – Baked matte sandtex powder finish applied post production on all surfaces for smooth edges and safe handling

Electrical – High quality mid-power LED boards. L85 >50,000 hours.

Mounting – Surface / Suspended / T-Bar / Flange. Variety of mounting options available.

Listings –
 ■ cUL certified as luminaire suitable for dry or damp locations.
 ■ CSA certified.

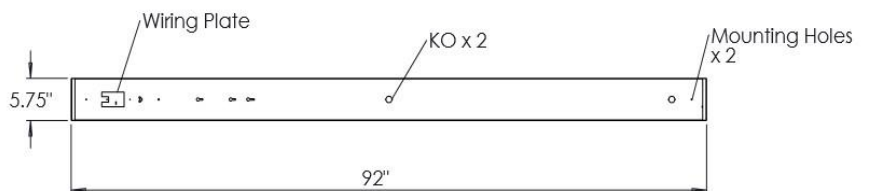
Warranty – 5-year limited warranty

LED PACKAGE	DELIVERED LUMENS	WATTAGE	EFFICACY (lm/W)
4F			
66	6,639	59	112
88	8,842	80	110
6F			
87	8,724	77	113
125	12,578	121	104
8F			
115	11,534	104	111
215	21,598	198	109

*Results based on 4000K, 80 CRI, Diffuser (H0) and Lens (M4)

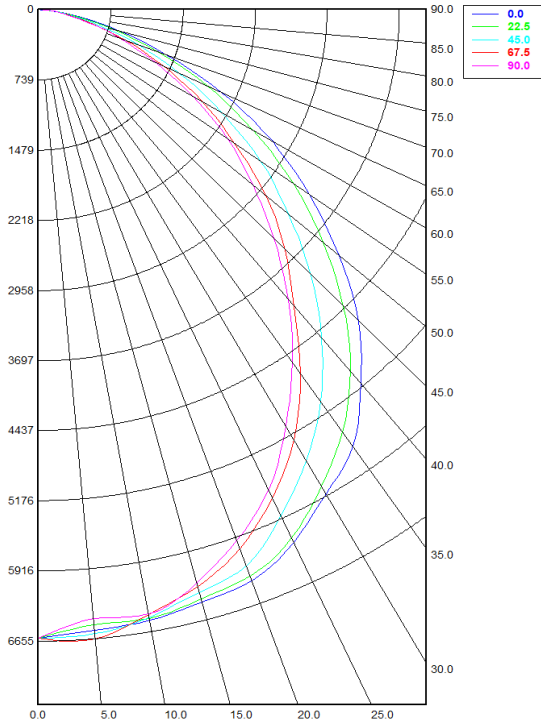
MULTIPLIER TABLE	
COLOR TEMPERATURE	
CCT/CRI	CONVERSION FACTOR
3000K / 80 CRI	0.95
3500K / 80 CRI	0.97
4000K / 80 CRI	1
5000K / 80 CRI	1.03

FIXTURE DETAILS



PHOTOMETRY

LGL-8F-S-215-40-H5-M4-MVOLT Total Luminaire Output: 21,598 lumens; 198 Watts



Candela Distribution

	0.00°	22.50°	45.00°	67.50°	90.00°
0.00°	9,009.26	9,009.26	9,009.26	9,009.26	9,009.26
5.00°	9,367.06	9,036.00	9,113.49	9,261.32	8,951.86
10.00°	9,305.36	9,091.12	8,959.40	8,955.02	8,891.11
15.00°	9,040.42	9,026.09	8,689.64	8,517.55	8,441.24
20.00°	8,929.34	8,645.28	8,326.42	8,047.77	8,019.71
25.00°	8,462.73	8,438.91	7,938.38	7,463.70	7,407.72
30.00°	8,172.96	7,929.41	7,333.34	6,709.61	6,559.12
35.00°	7,662.91	7,355.47	6,586.72	6,038.08	5,830.57
40.00°	7,080.47	6,711.70	5,947.90	5,254.80	5,068.80
45.00°	6,345.61	5,858.37	5,090.10	4,507.11	4,277.46
50.00°	5,427.64	5,113.69	4,275.25	3,743.33	3,545.39
55.00°	4,610.03	4,182.99	3,539.86	3,068.72	2,893.14
60.00°	3,669.71	3,332.73	2,760.74	2,375.58	2,279.67
65.00°	2,740.48	2,479.87	2,026.84	1,725.23	1,647.93
70.00°	1,875.12	1,673.63	1,359.82	1,149.59	1,087.17
75.00°	1,142.85	1,006.58	787.97	677.55	645.97
80.00°	507.18	449.17	362.03	327.19	305.17
85.00°	117.36	134.79	145.09	148.98	151.87
90.00°	6.61	17.71	17.51	16.85	12.23

Zonal Lumen Summary

Zone	Lumens	% Fixture
0.00° - 10.00°	920.21	4.26%
10.00° - 20.00°	2,454.90	11.37%
20.00° - 30.00°	3,630.26	16.81%
30.00° - 40.00°	4,162.35	19.27%
40.00° - 50.00°	3,993.57	18.49%
50.00° - 60.00°	3,236.30	14.98%
60.00° - 70.00°	2,090.22	9.68%
70.00° - 80.00°	914.52	4.23%
80.00° - 90.00°	185.36	0.86%
90.00° - 100.00°	4.48	0.02%
100.00° - 110.00°	1.07	0.00%
110.00° - 120.00°	1.34	0.01%
120.00° - 130.00°	1.19	0.01%
130.00° - 140.00°	1.01	0.00%
140.00° - 150.00°	0.85	0.00%
150.00° - 160.00°	0.57	0.00%
160.00° - 170.00°	0.28	0.00%
170.00° - 180.00°	0.12	0.00%
0.00° - 90.00°	21,587.69	99.95%
90.00° - 180.00°	10.89	0.05%
0.00° - 180.00°	21,598.58	100.00%

Spacing Criterion:

Two luminaires, plane 0°	1.32
Two luminaires, plane 90°	1.1
Four luminaires	1.28