

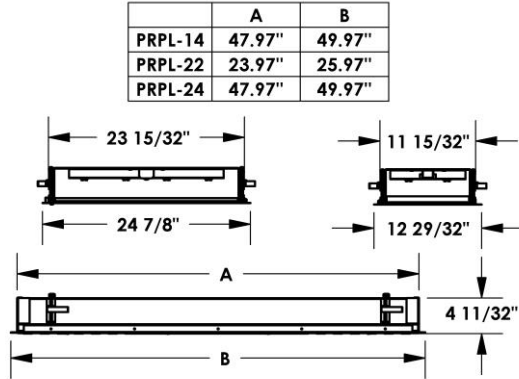
PROJECT:

NOTES:

ORDERING INFORMATION:

**EXAMPLE** PRPL - 22 - L - 30 - 40 - S2 - H1 - MV - CN1 - DM  
 SERIES      NOM. LENGTH      SOURCE      LUMENS      KELVINS      DOOR      LENS      VOLTAGE      CONTROLS      DRIVER

SHOP DRAWINGS



MADE IN CANADA  
FAIT AU CANADA

ORDERING INFORMATION

SERIES	NOMINAL LENGTH
14	12"x 48"
22	24"x 24"
24	24"x 48"
6X4F	6"x 48"
6X8F	6"x 96"

KELVIN	DOOR
30	3000K
35	3500K
40	4000K
50	5000K
TW	Tunable White
DOOR	S1 Flush Steel door, T-hinged, with screws

SOURCE
L LED

LUMENS	Lumen Package	Nom. Lumens	Wattage
<b>12"x 48"</b>			
30	3,000	21	
40	4,000	28	
50	5,000	35	
<b>24"x 24"</b>			
30	3,000	21	
40	4,000	28	
50	5,000	35	
<b>24"x 48"</b>			
40	4,000	28	
60	6,000	41	
80	8,000	52	

LENS
A0 Acrylic K12 - 0.95"
A1 Acrylic K12 - 0.125"
H1 White Opal Acrylic - 0.125"
L1 Frosted Acrylic - 0.125"

\*Polycarbonate lens options offered on demand

VOLTAGE
MV 120-277V
347 347V

OPTIONS
EM Emergency Powerpack
AY Gasketed Door

**CONTROLS**  
 Click on the following link for control options:  
<https://bit.ly/2KzMuAx>

**DRIVER**  
 BLANK Non-dimming applications  
 DM 0-10V dimming  
 DA DALI driver  
 Click on the following link for special driver options:  
<https://bit.ly/2FqZ6qU>

FEATURES

- > Fully-enclosed cam latches for easy maintenance
- > T-slot hinge for positive retention when door is opened
- > Frosted prismatic lens ensures effective light diffusion without LED pixelation
- > Minimum 80 CRI; color range 3000K - 5000K available
- > Tunable White option available
- > Multiple dimming protocols available
- > Variety of lenses available for smooth and uniform illumination
- > Reinforcement ribs and rolled edge channel provide superior strength
- > Efficacies up to 157 lm/W
- > 100% made in Canada

APPLICATIONS

- > Offices
- > Schools
- > Retail Stores
- > Commercial Applications

LED

FIXTURE PERFORMANCE DATA

SPECIFICATIONS

**Housing/Reflector** – Precision die-formed 22-gauge C.R.S.

**Finish** – Baked white enamel powder finish applied post production on all surfaces for smooth edges and safe handling.

**Electrical** – High quality mid-power LED boards. L85 >50,000 hours

**Mounting** – NEMA Type F plaster ceiling

**Listings** –

■ cUL certified as luminaire suitable for dry or damp locations.

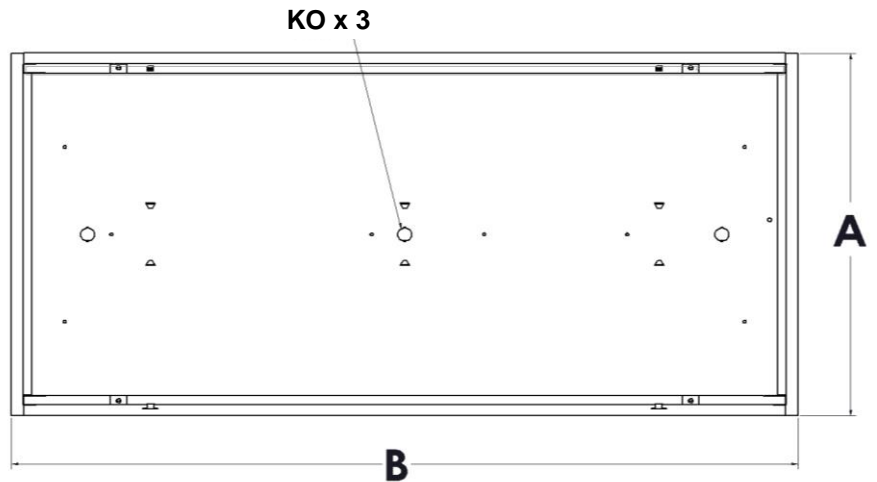
**Warranty** – 5-year limited warranty

LED PACKAGE	DELIVERED LUMENS	WATTAGE	EFFICACY (lm/W)
12" x 48"			
30	3,110	21	148
40	4,143	28	148
50	5,191	35	148
24" x 24"			
30	3,018	21	144
40	4,025	28	144
50	5,045	35	144
24" x 48"			
40	4,312	28	154
60	6,315	41	154
80	8,152	52	157

\*Results based on 4000K, 80 CRI, Acrylic K12 (0.95")

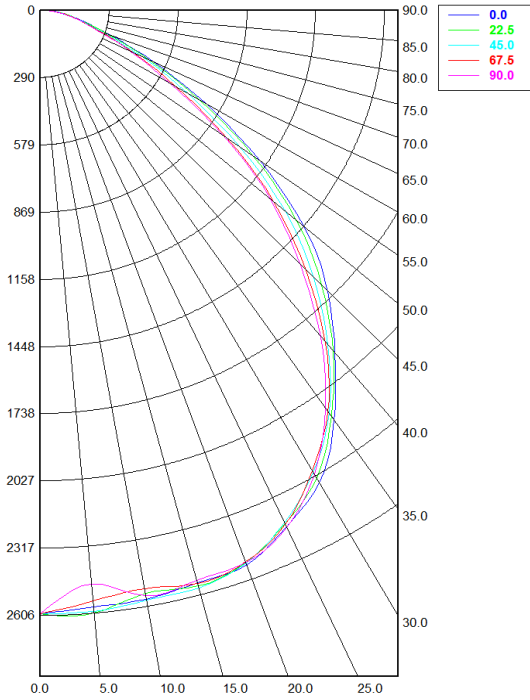
MULTIPLIER TABLE	
COLOR TEMPERATURE	
CCT/CRI	CONVERSION FACTOR
3000K / 80 CRI	0.95
3500K / 80 CRI	0.97
4000K / 80 CRI	1
5000K / 80 CRI	1.03

FIXTURE DETAILS



**PHOTOMETRY**

PRPL-24-LED-60-40-A0-MV Total Luminaire Output: 6315 lumens; 41 Watts



**Candela Distribution**

	0.00°	22.50°	45.00°	67.50°	90.00°
0.00°	2,598.48	2,598.48	2,598.48	2,598.48	2,598.48
5.00°	2,579.82	2,606.35	2,598.29	2,554.67	2,479.99
10.00°	2,574.69	2,550.01	2,581.11	2,528.68	2,561.21
15.00°	2,553.54	2,567.66	2,574.44	2,556.57	2,541.61
20.00°	2,540.87	2,529.43	2,532.54	2,527.10	2,531.82
25.00°	2,454.30	2,441.89	2,435.31	2,445.16	2,457.25
30.00°	2,352.58	2,327.89	2,298.37	2,291.37	2,309.85
35.00°	2,158.37	2,137.62	2,120.88	2,113.45	2,094.55
40.00°	1,931.62	1,920.95	1,883.69	1,867.80	1,836.26
45.00°	1,712.86	1,677.63	1,629.26	1,583.27	1,551.63
50.00°	1,454.51	1,411.84	1,349.45	1,282.24	1,263.80
55.00°	1,122.90	1,093.44	1,021.48	955.71	939.56
60.00°	804.43	773.43	719.66	659.21	629.40
65.00°	525.66	507.85	467.84	429.93	416.93
70.00°	317.11	305.84	281.46	261.78	256.35
75.00°	187.07	189.72	179.35	171.74	169.19
80.00°	116.41	117.08	111.23	109.14	105.52
85.00°	47.25	45.34	45.33	42.40	41.98
90.00°	8.40	7.51	6.93	6.59	7.05

**Spacing Criterion:**

Two luminaires, plane 0°	1.31
Two luminaires, plane 90°	1.29
Four luminaires	1.34

**Zonal Lumen Summary**

Zone	Lumens	% Fixture
0.00° - 10.00°	260.12	4.12%
10.00° - 20.00°	722.38	11.44%
20.00° - 30.00°	1,120.42	17.74%
30.00° - 40.00°	1,317.62	20.87%
40.00° - 50.00°	1,248.38	19.77%
50.00° - 60.00°	914.27	14.48%
60.00° - 70.00°	476.49	7.55%
70.00° - 80.00°	198.55	3.14%
80.00° - 90.00°	56.48	0.89%
90.00° - 100.00°	1.97	0.03%
100.00° - 110.00°	0.00	0.00%
110.00° - 120.00°	0.00	0.00%
120.00° - 130.00°	0.00	0.00%
130.00° - 140.00°	0.00	0.00%
140.00° - 150.00°	0.00	0.00%
150.00° - 160.00°	0.00	0.00%
160.00° - 170.00°	0.00	0.00%
170.00° - 180.00°	0.00	0.00%
0.00° - 90.00°	6,314.69	100.00%
90.00° - 180.00°	1.97	0.03%
0.00° - 180.00°	6,314.69	100.00%