

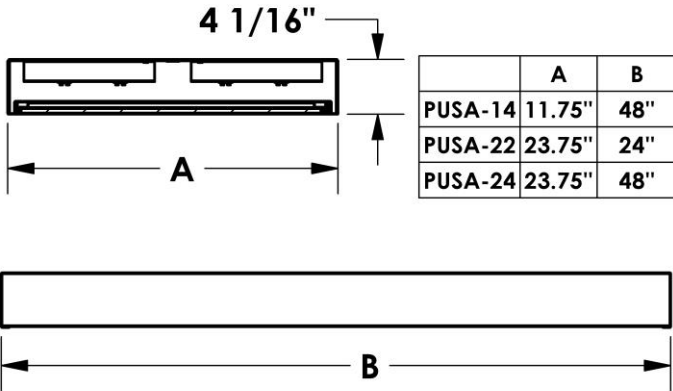
PROJECT:

NOTES:

ORDERING INFORMATION:

EXAMPLE PUSA - M - 24 - L - 60 - 9 - 40 - H5 - M4 - MV - EM - DM
 SERIES SECURITY NOM. LENGTH SOURCE LUMENS CRI KELVINS DIFFUSERS LENS VOLTAGE OPTIONS DRIVER

SHOP DRAWINGS



ORDERING INFORMATION

SERIES	CRI
PUSA	BLANK 80 CRI 9 90 CRI

SECURITY LEVEL	KELVIN
X Extra Heavy (12 gauge)	30 3000K
H Heavy (14 gauge)	35 3500K
M Medium (16 gauge)	40 4000K
L Light (18 gauge)	50 5000K
	TW Tunable White

NOMINAL LENGTH	DIFFUSERS
14 12" x 48"	A1 Acrylic K12 - 0.125"
22 24" x 24"	H5 White Opal Underlay
24 24" x 48"	L1 Frosted Acrylic - 0.125"

SOURCE	SECURITY LENS
L LED	M1 Clear Polycarbonate (0.125")
	M3 Clear Polycarbonate (0.187")
	M5 Clear Polycarbonate (0.375")
	M6 Clear Polycarbonate (0.500")
	M6 Clear Polycarbonate (0.500")

LUMENS	VOLTAGE																																												
<table border="1"> <thead> <tr> <th>Lumen Package*</th> <th>Nom. Lumens</th> <th>Wattage</th> </tr> </thead> <tbody> <tr> <td colspan="3">12" x 48"</td> </tr> <tr> <td>30</td> <td>3,000</td> <td>23</td> </tr> <tr> <td>40</td> <td>4,000</td> <td>30</td> </tr> <tr> <td>50</td> <td>5,000</td> <td>38</td> </tr> <tr> <td colspan="3">24" x 24"</td> </tr> <tr> <td>30</td> <td>3,000</td> <td>23</td> </tr> <tr> <td>40</td> <td>4,000</td> <td>30</td> </tr> <tr> <td>50</td> <td>5,000</td> <td>38</td> </tr> <tr> <td colspan="3">24" x 48"</td> </tr> <tr> <td>40</td> <td>4,000</td> <td>27</td> </tr> <tr> <td>60</td> <td>6,000</td> <td>41</td> </tr> <tr> <td>80</td> <td>8,000</td> <td>55</td> </tr> </tbody> </table>	Lumen Package*	Nom. Lumens	Wattage	12" x 48"			30	3,000	23	40	4,000	30	50	5,000	38	24" x 24"			30	3,000	23	40	4,000	30	50	5,000	38	24" x 48"			40	4,000	27	60	6,000	41	80	8,000	55	<table border="1"> <thead> <tr> <th>OPTIONS</th> </tr> </thead> <tbody> <tr> <td>NL LED night light</td> </tr> <tr> <td>EM Emergency Power Pack</td> </tr> <tr> <td>AM Anti-Microbial Paint</td> </tr> <tr> <td>AY Gasketed door</td> </tr> </tbody> </table>	OPTIONS	NL LED night light	EM Emergency Power Pack	AM Anti-Microbial Paint	AY Gasketed door
Lumen Package*	Nom. Lumens	Wattage																																											
12" x 48"																																													
30	3,000	23																																											
40	4,000	30																																											
50	5,000	38																																											
24" x 24"																																													
30	3,000	23																																											
40	4,000	30																																											
50	5,000	38																																											
24" x 48"																																													
40	4,000	27																																											
60	6,000	41																																											
80	8,000	55																																											
OPTIONS																																													
NL LED night light																																													
EM Emergency Power Pack																																													
AM Anti-Microbial Paint																																													
AY Gasketed door																																													

*Other lumen packages available

DRIVER
BLANK Non-dimming applications
DM 0-10V dimming
DA DALI driver

FEATURES

- > Specification-grade LED security luminaire for anti-vandal applications
- > Robust design with concealed hinges and tamper-resistant fasteners
- > Features outer polycarbonate security lens (multiple thicknesses available as well as inner diffuser for smooth and uniform illumination)
- > Double frame secured internally with multiple screws
- > Concealed piano hinge welded to door frame and fastened
- > Continuous welded and ground seams for optional structural strength
- > One piece internal frame fastened to door with 12 screws for maximum security applications
- > Angle frame fastened to door for minimum security applications
- > Minimum 80 CRI; color range 3000K - 5000K available
- > Multiple dimming protocols available
- > Energy-saving occupancy sensor option available
- > 100% made in Canada

APPLICATIONS

- > Correctional facilities
- > Corridors
- > Locker rooms
- > Public areas
- > Stairwells
- > Rough service applications

LED

FIXTURE PERFORMANCE DATA

SPECIFICATIONS

Housing – Precision die-formed 12, 14,16, 18-gauge C.R.S. with continuously welded end plates

Door Frame – Single piece precision die formed frame with seam welded corners and tamper-resistant fasteners secure door frame to housing

Internal Frame –

For maximum security applications: One piece internal frame fastened to door with 12 screws for maximum security applications.

For minimum security applications: Zintec angle frame riveted to door

Security Lens – Variety of robust polycarbonate lenses available (outer lens).

Diffuser – Variety of diffusers available for smooth and uniform illumination (inner lens).

Hinge – Concealed piano style hinge with .500" knuckle and .125" pin welded to doorframe

Finish – Baked white enamel powder finish applied post production on all surfaces for smooth edges and safe handling

Electrical – High quality mid-power LED boards. L70 >50,000 hours.

Mounting – Suspended or surface mount

Listings –

- cUL certified as luminaire suitable for dry or damp locations.

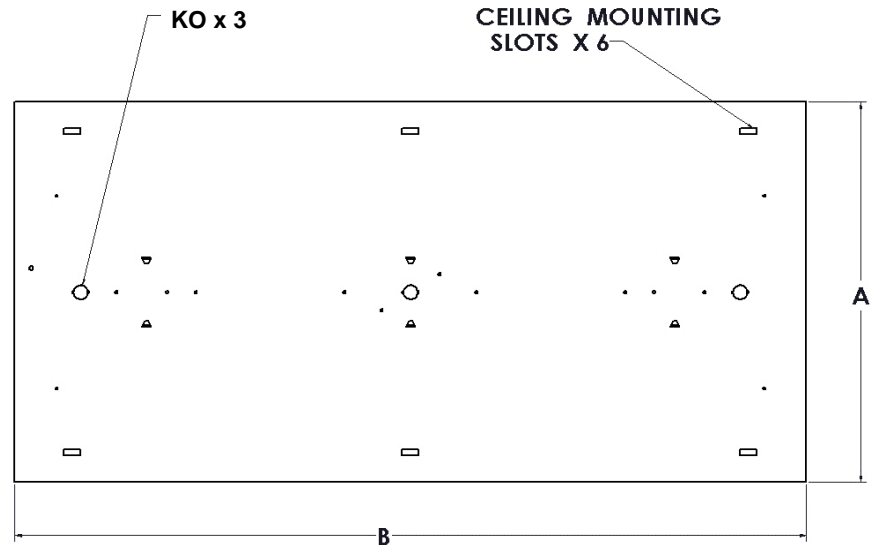
Warranty – 5-year limited warranty

LED PACKAGE	DELIVERED LUMENS	WATTAGE	EFFICACY (lm/W)
12" x 48"			
30	3,062	23	133
40	4,008	30	134
50	5,043	38	133
24" x 24"			
30	3,120	23	136
40	4,092	30	136
50	5,147	38	135
24" x 48"			
40	4,312	27	159
60	6,283	41	153
80	8,375	55	152

*Results based on 4000K, 80 CRI, Security Lens (M1), Diffuser (H5)

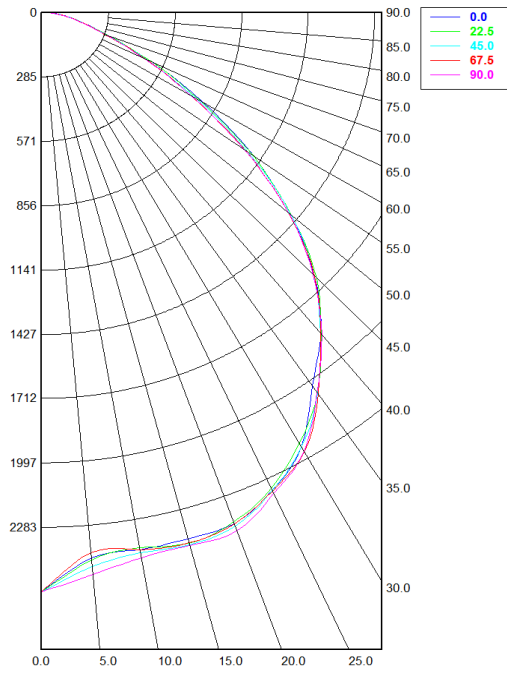
MULTIPLIER TABLE	
COLOR TEMPERATURE	
CCT/CRI	CONVERSION FACTOR
3000K / 80 CRI	0.95
3500K / 80 CRI	0.97
4000K / 80 CRI	1
5000K / 80 CRI	1.03

FIXTURE DETAILS



PHOTOMETRY

PUSA-24-H-LED-60-40-A0-M1-H0-MVOLT Total Luminaire Output: 6,283 lumens; 41 Watts



Candela Distribution

	0.00°	22.50°	45.00°	67.50°	90.00°
0.00°	2,568.07	2,568.07	2,568.07	2,568.07	2,568.07
5.00°	2,428.45	2,437.42	2,466.74	2,404.78	2,501.83
10.00°	2,418.51	2,410.24	2,433.02	2,417.84	2,454.14
15.00°	2,415.70	2,436.59	2,443.10	2,435.02	2,446.20
20.00°	2,411.64	2,403.88	2,422.62	2,413.63	2,444.89
25.00°	2,339.38	2,328.52	2,340.01	2,341.85	2,355.15
30.00°	2,227.73	2,208.37	2,227.52	2,252.40	2,248.80
35.00°	2,023.31	2,061.67	2,063.63	2,066.52	2,059.44
40.00°	1,864.51	1,862.87	1,858.59	1,861.79	1,868.07
45.00°	1,653.76	1,667.15	1,652.60	1,655.41	1,645.84
50.00°	1,397.74	1,398.07	1,399.17	1,386.22	1,384.20
55.00°	1,102.58	1,098.24	1,077.29	1,061.14	1,052.32
60.00°	796.16	784.29	758.39	742.55	742.43
65.00°	521.47	519.89	500.44	488.18	485.68
70.00°	309.05	309.58	303.23	289.69	287.16
75.00°	186.97	190.00	190.93	179.20	176.33
80.00°	111.72	115.66	115.81	110.32	104.53
85.00°	46.70	48.21	47.80	42.39	41.10
90.00°	9.61	11.14	9.42	8.63	8.37

Spacing Criterion:

Two luminaires, plane 0°	1.26
Two luminaires, plane 90°	1.27
Four luminaires	1.35

Zonal Lumen Summary

Zone	Lumens	% Fixture
0.00° - 10.00°	247.47	3.94%
10.00° - 20.00°	687.60	10.94%
20.00° - 30.00°	1,074.32	17.10%
30.00° - 40.00°	1,281.03	20.39%
40.00° - 50.00°	1,262.62	20.09%
50.00° - 60.00°	958.10	15.25%
60.00° - 70.00°	508.44	8.09%
70.00° - 80.00°	205.85	3.28%
80.00° - 90.00°	57.86	0.92%
90.00° - 100.00°	2.62	0.04%
100.00° - 110.00°	0.00	0.00%
110.00° - 120.00°	0.00	0.00%
120.00° - 130.00°	0.00	0.00%
130.00° - 140.00°	0.00	0.00%
140.00° - 150.00°	0.00	0.00%
150.00° - 160.00°	0.00	0.00%
160.00° - 170.00°	0.00	0.00%
170.00° - 180.00°	0.00	0.00%
0.00° - 90.00°	6,283.29	100.00%
90.00° - 180.00°	2.62	0.04%
0.00° - 180.00°	6,283.29	100.00%

