

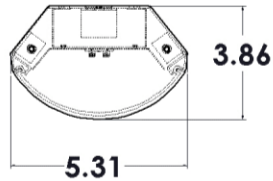
PROJECT:

NOTES:

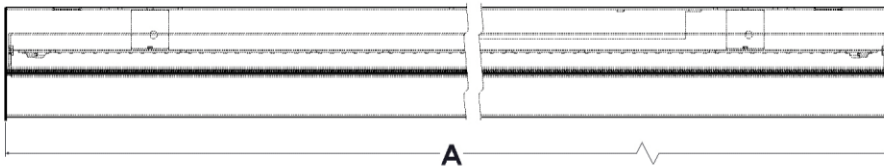
ORDERING INFORMATION:

EXAMPLE PUCS-R - 45 - LED - 40 - 9 - 40 - MV - WC6 - CL6 - DM
 SERIES NOM. LENGTH SOURCE LUMENS CRI KELVINS VOLTAGE OPTIONS CONTROLS DRIVER

SHOP DRAWINGS



	A
PUCS-R-23	23"
PUCS-R-34	34"
PUCS-R-45	45"



ORDERING INFORMATION

SERIES
PUCS-R

NOMINAL LENGTH

23	23"
45	45"
90	90"

SOURCE
L LED

KELVIN

30	3000K
35	3500K
40	4000K
50	5000K
TW	Tunable White

VOLTAGE

MV	120-277V
347	347V

LUMENS

OPTIONS

BC#	Black Cab Tire Wire #ft
AC#	Suspension Aircraft Cable #ft
WC#	White Cab Tire Wire #ft
EM	Emergency Power Pack

CONTROLS
 Click on the following link for control options:
<https://bit.ly/2C5IXqg>

DRIVERS
 BLANK Non-dimming applications
 DM 0-10V dimming
 DA DALI driver
 Click on the following link for special driver options:
<https://bit.ly/2Fq26qU>

Lumen Package*	Nom. Lumens	Wattage
23"		
20	2,000	14
30	3,000	21
45"		
40	4,000	27
60	6,000	42
90"		
120	12,000	82
160	16,000	115

*Other lumen packages available.

CRI
 BLANK 80 CRI
 9 90 CRI

FEATURES

- > Premium-grade aesthetic, energy efficient, architectural LED wraparound bay luminaire
- > Pressure fitted diffuser for clean look and easy maintenance
- > Minimum 80 CRI; color range 3000K - 5000K available
- > Tunable White option available
- > Mounting accessories available for surface or suspended mounting
- > Multiple dimming protocols available
- > Energy-saving occupancy sensor option available
- > Efficacies up to 150 lm/W
- > 100% made in Canada

APPLICATIONS

- > Schools
- > Commercial offices
- > Retail stores
- > Fitting rooms
- > Stairwells
- > Corridors
- > Warehouse

FIXTURE PERFORMANCE DATA

SPECIFICATIONS

Housing/Reflector – Precision die-formed 22-gauge C.R.S.

Shielding – Central extruded polycarbonate lens pressure fitted for easy maintenance

Finish – Baked white enamel powder finish applied post production on all surfaces for smooth edges and safe handling.

Electrical – High quality mid-power LED boards. L85 >50,000 hours

Mounting – Suspended or Surface

Listings –

■ CSA certified as luminaire suitable for dry or damp locations.

■ cUL certified as luminaire suitable for dry or damp locations.

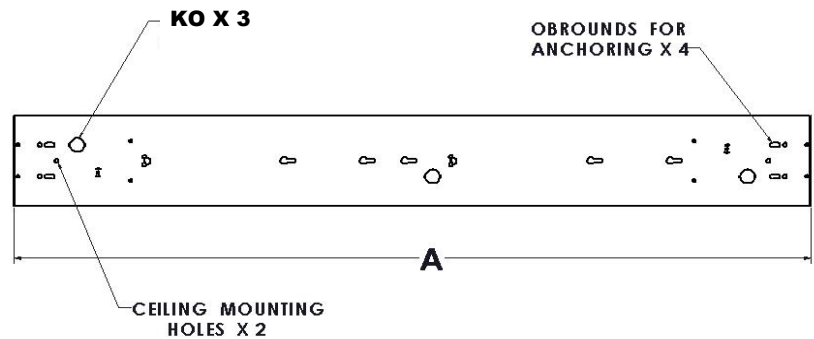
Warranty – 5-year limited warranty

LED PACKAGE	DELIVERED LUMENS	WATTAGE	EFFICACY (lm/W)
23"			
20	1,990	14	142
30	2,989	21	142
45"			
40	4,053	27	150
60	6,086	42	145
90"			
120	12,044	82	147
160	15,992	115	139

*Results based on 4000K, 80 CRI

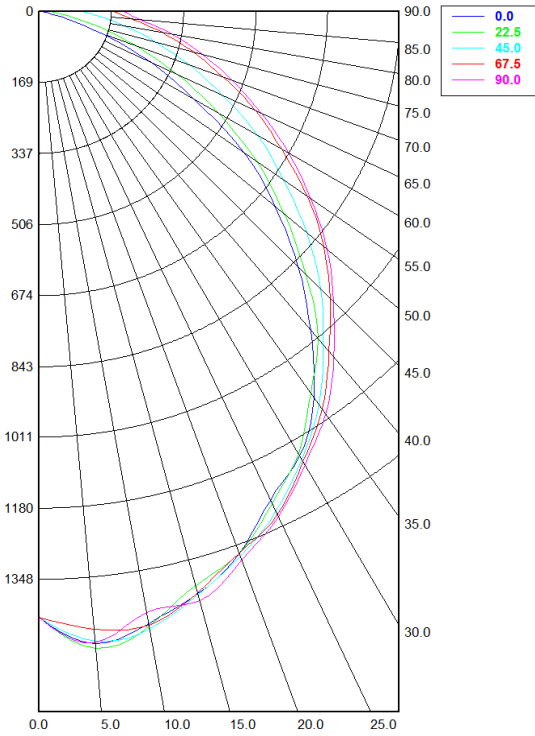
MULTIPLIER TABLE	
COLOR TEMPERATURE	
CCT/CRI	CONVERSION FACTOR
3000K / 80 CRI	0.95
3500K / 80 CRI	0.97
4000K / 80 CRI	1
5000K / 80 CRI	1.03

FIXTURE DETAILS



PHOTOMETRY

PUCS-R-48-L-40-40-MV Total Luminaire Output: 4,053 lumens; 27 Watts



Candela Distribution

	0.00°	22.50°	45.00°	67.50°	90.00°
0.00°	1,438.85	1,438.85	1,438.85	1,438.85	1,438.85
5.00°	1,505.44	1,516.64	1,500.08	1,471.20	1,503.88
10.00°	1,474.94	1,481.58	1,487.99	1,478.73	1,448.19
15.00°	1,430.83	1,410.86	1,432.63	1,428.54	1,447.96
20.00°	1,367.81	1,367.66	1,375.69	1,367.31	1,384.93
25.00°	1,278.42	1,287.54	1,309.43	1,318.03	1,323.87
30.00°	1,219.43	1,212.82	1,228.23	1,234.72	1,242.83
35.00°	1,120.03	1,106.41	1,140.40	1,153.68	1,168.17
40.00°	987.41	1,014.72	1,033.28	1,054.02	1,071.65
45.00°	857.28	882.54	931.68	961.73	972.20
50.00°	721.18	750.26	815.94	868.06	879.76
55.00°	583.29	618.15	699.69	767.08	775.66
60.00°	418.65	483.37	588.16	654.49	675.64
65.00°	288.47	357.38	472.92	557.07	571.73
70.00°	151.99	241.43	372.49	458.24	478.89
75.00°	56.16	143.93	279.95	370.18	393.73
80.00°	11.99	77.17	205.71	290.77	315.52
85.00°	2.08	36.96	142.70	217.74	239.29
90.00°	0.63	19.27	99.98	171.96	193.73

Zonal Lumen Summary

Zone	Lumens	% Fixture
0.00° - 10.00°	150.49	3.71%
10.00° - 20.00°	401.47	9.90%
20.00° - 30.00°	598.77	14.77%
30.00° - 40.00°	707.27	17.45%
40.00° - 50.00°	709.36	17.50%
50.00° - 60.00°	614.97	15.17%
60.00° - 70.00°	449.95	11.10%
70.00° - 80.00°	273.98	6.76%
80.00° - 90.00°	147.10	3.63%
90.00° - 100.00°	26.61	0.66%
100.00° - 110.00°	0.00	0.00%
110.00° - 120.00°	0.00	0.00%
120.00° - 130.00°	0.00	0.00%
130.00° - 140.00°	0.00	0.00%
140.00° - 150.00°	0.00	0.00%
150.00° - 160.00°	0.00	0.00%
160.00° - 170.00°	0.00	0.00%
170.00° - 180.00°	0.00	0.00%
0.00° - 90.00°	4,053.36	100.00%
90.00° - 180.00°	26.61	0.66%
0.00° - 180.00°	4,053.36	100.00%

Spacing Criterion:

Two luminaires, plane 0°	1.25
Two luminaires, plane 90°	1.27
Four luminaires	1.35