

PROJECT:

NOTES:

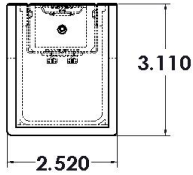
ORDERING INFORMATION:

EXAMPLE


PTLED - C - 30 - 9 - 40 - MV - SI - CN1 - DM

SERIES NOMINAL LENGTH LUMENS CRI KELVINS VOLTAGE FINISH CONTROLS DRIVER

SHOP DRAWINGS



PTLED	A"
PTLED-A	24"
PTLED-B	36"
PTLED-C	48"



ORDERING INFORMATION

SERIES

PTLED

KELVIN

30	3000K
35	3500K
40	4000K
50	5000K
TW	Tunable White

NOMINAL LENGTH

A	25.75"
B	37.75"
C	49.75"

LUMENS

VOLTAGE

MV	120-277V
347	347V

FINISH

SI	Silver
----	--------

CONTROLS

Click on the following link for control options:

<https://bit.ly/2C5IXqa>

DRIVER

BLANK Non-dimming applications

DM Dimming applications*

*Only available for PTLED-B and C

CRI

BLANK	80 CRI
9	90 CRI

*Other lumen packages available.

FEATURES

- > LED vanity luminaire for low glare applications
- > Thin profile allows for discreet placement in confined spaces
- > Wall or Ceiling mounted
- > A combination of white and clear acrylic diffusers are accentuated by a full perimeter faux metallic outer trim
- > Mounting accessories available for surface or wall mounting
- > Minimum 80 CRI; color range 3000K - 5000K available
- > Tunable White option available
- > Efficacies up to 135 lm/W
- > 100% made in Canada

APPLICATIONS

- > Stairwells
- > Corridors
- > Retail applications
- > Commercial applications
- > Healthcare facilities
- > Nursing homes
- > Vanities
- > Hospitality

ÉCLAIRAGES

FIXTURE PERFORMANCE DATA

SPECIFICATIONS

Backplate – 22 gauge CRS backplate

Shielding – Combination of white and clear acrylic diffusers accentuated by a full perimeter faux metallic trim

Finish – black or silver finish

Electrical – High quality mid-power LED boards. L85 >50,000 hours

Mounting – Surface or Wall Mounted

Listings –

- cUL certified as luminaire suitable for dry or damp locations.

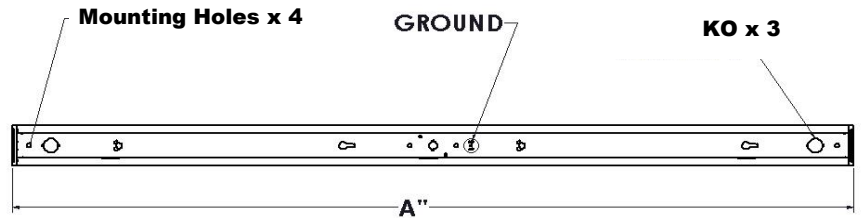
Warranty – 5-year limited warranty

LED PACKAGE	DELIVERED LUMENS	WATTAGE	EFFICACY (lm/W)
A			
15	1,518	12	126
25	2,523	20	126
B			
15	1,516	12	126
25	2,523	20	126
C			
20	2,023	15	135
30	3,023	23	131

*Results based on 4000K, 80 CRI

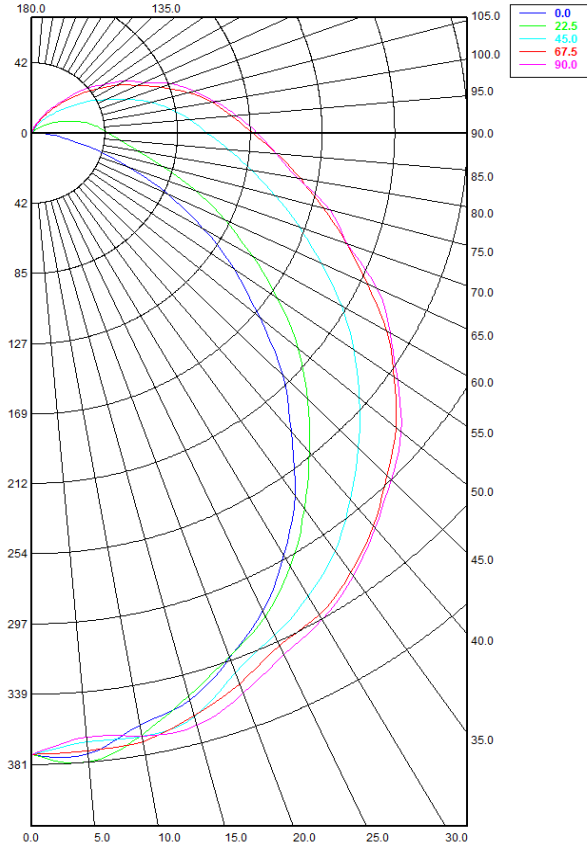
MULTIPLIER TABLE	
COLOR TEMPERATURE	
CCT/CRI	CONVERSION FACTOR
3000K / 80 CRI	0.95
3500K / 80 CRI	0.97
4000K / 80 CRI	1
5000K / 80 CRI	1.03

FIXTURE DETAILS



PHOTOMETRY

PTLED-A-15-40-MVOLT Total Luminaire Output: 1,518 lumens; 12 Watts



Candela Distribution

	0.00°	22.50°	45.00°	67.50°	90.00°
0.00°	375.35	375.35	375.35	375.35	375.35
5.00°	376.52	381.37	369.09	374.42	366.22
10.00°	363.13	369.19	370.09	373.07	369.72
15.00°	354.95	352.18	364.98	364.45	370.59
20.00°	337.22	336.52	346.76	353.84	360.14
25.00°	318.47	322.13	334.72	341.44	347.67
30.00°	293.87	301.45	323.11	336.12	339.38
35.00°	267.01	277.57	308.69	324.60	327.13
40.00°	234.80	252.41	289.28	310.19	311.76
45.00°	206.75	228.28	269.65	293.29	296.60
50.00°	173.14	202.49	249.55	277.48	281.54
55.00°	144.40	175.21	229.62	258.48	260.68
60.00°	115.35	148.20	209.01	239.31	241.52
65.00°	87.06	124.03	186.76	216.28	222.69
70.00°	60.14	101.03	166.27	195.89	196.54
75.00°	37.48	79.45	146.99	176.54	180.49
80.00°	20.68	62.51	129.77	159.38	157.62
85.00°	9.79	51.92	115.26	143.11	142.71
90.00°	5.28	44.39	102.04	128.75	131.30
95.00°	4.14	38.57	92.36	116.91	119.62
100.00°	2.68	33.30	82.08	106.55	108.50
105.00°	1.83	27.01	71.29	94.21	97.30
110.00°	1.23	20.89	59.39	80.54	86.64
115.00°	0.78	15.03	47.54	67.76	71.96
120.00°	0.36	10.37	38.23	57.55	62.90
125.00°	0.31	6.75	28.74	45.97	51.15
130.00°	0.26	4.58	21.29	36.09	41.49
135.00°	0.12	2.89	14.30	27.23	31.11
140.00°	0.18	1.81	9.71	18.95	22.04
145.00°	0.02	0.93	5.74	12.30	15.69
150.00°	0.09	0.46	3.51	7.42	8.82
155.00°	0.14	0.40	1.86	4.59	5.90
160.00°	0.47	0.41	0.86	2.19	3.64
165.00°	0.70	0.71	0.86	0.92	1.45
170.00°	0.85	0.85	0.85	0.99	1.03
175.00°	0.53	0.93	0.82	0.58	1.07
180.00°	0.94	0.94	0.94	0.94	0.94

Spacing Criterion:

Two luminaires, plane 0°	1.17
Two luminaires, plane 90°	1.35
Four luminaires	1.41

Zonal Lumen Summary

Zone	Lumens	% Fixture
0.00° - 10.00°	37.71	2.48%
10.00° - 20.00°	101.30	6.67%
20.00° - 30.00°	153.34	10.10%
30.00° - 40.00°	188.26	12.40%
40.00° - 50.00°	200.83	13.23%
50.00° - 60.00°	193.40	12.74%
60.00° - 70.00°	168.76	11.11%
70.00° - 80.00°	135.60	8.93%
80.00° - 90.00°	106.05	6.98%
90.00° - 100.00°	84.54	5.57%
100.00° - 110.00°	63.95	4.21%
110.00° - 120.00°	42.06	2.77%
120.00° - 130.00°	24.55	1.62%
130.00° - 140.00°	11.99	0.79%
140.00° - 150.00°	4.48	0.30%
150.00° - 160.00°	1.24	0.08%
160.00° - 170.00°	0.30	0.02%
170.00° - 180.00°	0.09	0.01%
0.00° - 90.00°	1,285.24	84.64%
90.00° - 180.00°	233.21	15.36%
0.00° - 180.00°	1,518.45	100.00%

