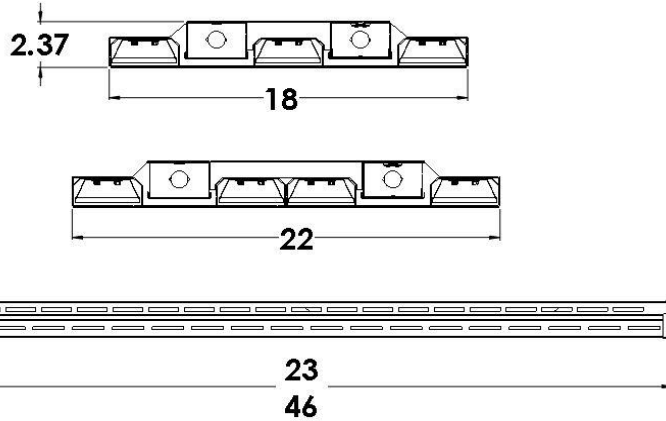


PROJECT:	NOTES:
----------	--------

ORDERING INFORMATION:

<b>EXAMPLE</b>	PENE-T - 3 - 24L - LED - 180 - 9 - 50 - L1 - MV - BC6 - CP1 - DM
SERIES	LED BAYS
NOM. LENGTH	SOURCE
LUMENS	CRI
KELVINS	LENS
VOLTAGE	OPTIONS
CONTROLS	DRIVER

## SHOP DRAWINGS



## ORDERING INFORMATION

## SERIES

PENE-T

## KELVIN

30	3000K
35	3500K
40	4000K
50	5000K
TW	Tunable White*

## LED Bays

3	3 Bays (18,000 to 36,000 lumens)
4	4 Bays (24,000 to 48,000 lumens)

## NOMINAL LENGTH

24L	24" (18,000 to 24,000 lumens)
48L	48" (36,000 to 48,000 lumens)

## SOURCE

L LED

## LUMENS

Lumen Package	Nom. Lumens	Wattage
180	18,000	149
240	24,000	196
360	36,000	295
480	48,000	398

\*Other lumen packages available.

## CRI

BLANK	80 CRI
9	90 CRI

## LENS

BLANK	No Lens
H1	White Opal Acrylic
L1	Frosted Acrylic
L3	Frosted Polycarbonate

## VOLTAGE

MV	120-277V
347	347V

## OPTIONS

BC#	Black Cab Tire Wire #ft
AC#	Suspension Aircraft Cable #ft
EM	Emergency Power Pack
WC#	White Cab Tire Wire #ft

## CONTROLS

Click on the following link for control options:  
<https://bit.ly/2C5lXqa>

## DRIVER

BLANK	Non-dimming applications
DM	0-10V dimming
DA	DALI Driver

Click on the following link for special driver options:  
<https://bit.ly/2FqZ6qU>

## FEATURES

- : Premium grade LED luminaire thermally designed for high/low bay applications requiring superior performance and aesthetic design
- : Wide selection of LED packages available for a broad range of output levels and ceiling heights
- : Ideal for high-bay or low-bay applications
- : Variety of suspended mounting options available
- : Minimum 80 CRI; color range 3000K - 5000K available
- : Tunable White option available
- : Multiple dimming protocols available
- : Variety of lenses available for smooth and uniform illumination
- : Optional adjustable cable suspension available
- : Efficacies up to 123 lm/W
- : 100% made in Canada

## APPLICATIONS

- : Retail Applications
- : Supermarkets
- : Atriums
- : Industrial Applications
- : Manufacturing Areas
- : Distribution Centers
- : Showrooms
- : Sport Facilities
- : Car Dealerships

LED

FIXTURE PERFORMANCE DATA

SPECIFICATIONS

**Housing / End Plates** – Precision die-formed 22-gauge C.R.S. riveted housing and end plates, with integral ventilation slots

**Reflector** – Specular aluminum reflector with a minimum reflectance of 95% that is CNC brake formed and optimized for superior optics

**Shielding** – Variety of lenses available

**Finish** – Baked white enamel powder finish applied post production on all surfaces for smooth edges and safe handling.

**Electrical** – Quality mid-power LED boards. L85 >50,000 hours.

**Listings** –  
 ■ cUL certified as luminaire suitable for dry or damp locations.

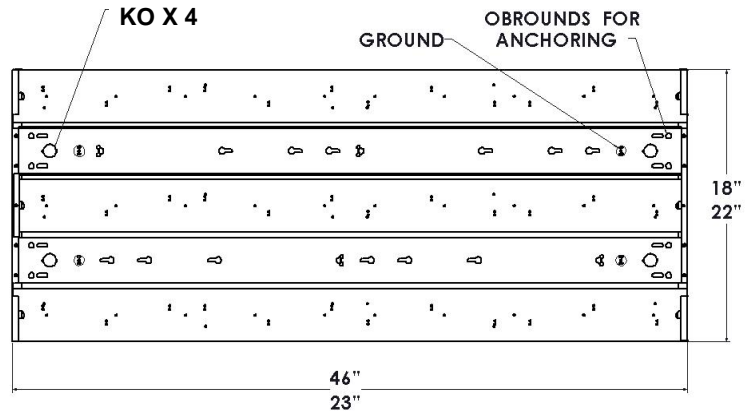
**Warranty** – 5-year limited warranty

LED PACKAGE	DELIVERED LUMENS	WATTAGE	EFFICACY (lm/W)
180 (L3 Lens)	17,515	149	118
240 (L3 Lens)	23,727	196	121
360 (L3 Lens)	36,312	295	123
480 (L3 Lens)	48,021	398	121

\*Results based on 4000K, 80 CRI, L3 lens

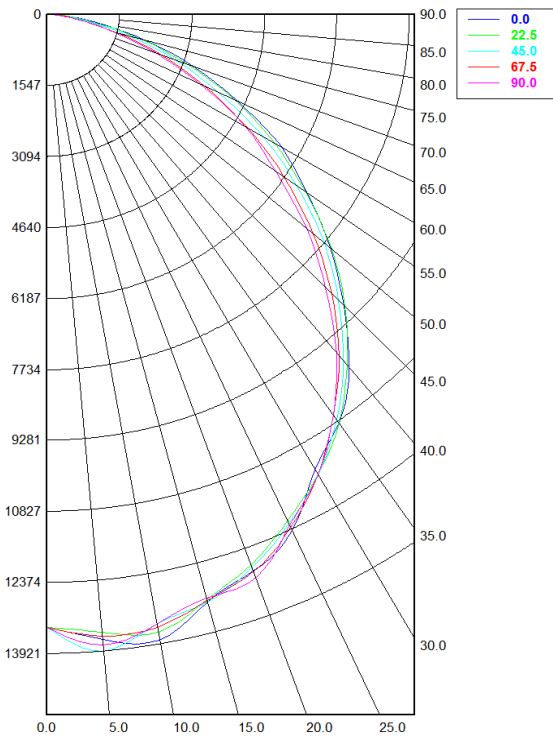
MULTIPLIER TABLE COLOR TEMPERATURE	
CCT/CRI	CONVERSION FACTOR
3000K / 80 CRI	0.95
3500K / 80 CRI	0.97
4000K / 80 CRI	1
5000K / 80 CRI	1.03

FIXTURE DETAILS



PHOTOMETRY

PENE-T-3-48L-L-360-40-L1-MV Total Luminaire Output: 36,312 lumens; 295 Watts



Candela Distribution

	0.00°	22.50°	45.00°	67.50°	90.00°
0.00°	13,353.60	13,353.60	13,353.60	13,353.60	13,353.60
5.00°	13,662.70	13,513.70	13,921.00	13,593.90	13,791.20
10.00°	13,836.30	13,666.50	13,488.10	13,554.90	13,491.30
15.00°	13,247.90	13,198.70	13,258.10	13,221.20	13,165.10
20.00°	12,897.10	12,751.00	12,821.00	12,912.80	13,055.20
25.00°	12,412.30	12,172.90	12,243.50	12,337.60	12,283.60
30.00°	11,459.80	11,589.70	11,586.60	11,583.30	11,595.00
35.00°	10,878.50	10,887.30	10,789.60	10,660.90	10,663.60
40.00°	10,046.60	9,972.11	9,849.43	9,713.37	9,631.36
45.00°	8,971.56	9,008.81	8,809.73	8,603.00	8,422.24
50.00°	7,897.16	7,941.84	7,738.71	7,434.78	7,245.52
55.00°	6,802.87	6,749.56	6,526.06	6,194.41	5,951.21
60.00°	5,771.28	5,596.76	5,329.99	4,926.97	4,878.94
65.00°	4,482.28	4,408.64	4,033.93	3,702.15	3,612.66
70.00°	3,308.74	3,170.97	2,926.93	2,596.04	2,459.02
75.00°	2,137.18	2,028.18	1,764.89	1,541.00	1,442.10
80.00°	1,125.76	1,008.26	865.79	706.51	656.77
85.00°	397.98	334.51	266.08	217.12	183.31
90.00°	98.57	102.22	76.34	66.57	47.76

Spacing Criterion:

Two luminaires, plane 0°	1.27
Two luminaires, plane 90°	1.26
Four luminaires	1.37

Zonal Lumen Summary

Zone	Lumens	% Fixture
0.00° - 10.00°	1,380.75	3.80%
10.00° - 20.00°	3,728.54	10.27%
20.00° - 30.00°	5,635.34	15.52%
30.00° - 40.00°	6,708.17	18.47%
40.00° - 50.00°	6,747.66	18.58%
50.00° - 60.00°	5,768.73	15.89%
60.00° - 70.00°	4,013.13	11.05%
70.00° - 80.00°	1,922.65	5.29%
80.00° - 90.00°	407.38	1.12%
90.00° - 100.00°	21.81	0.06%
100.00° - 110.00°	0.00	0.00%
110.00° - 120.00°	0.00	0.00%
120.00° - 130.00°	0.00	0.00%
130.00° - 140.00°	0.00	0.00%
140.00° - 150.00°	0.00	0.00%
150.00° - 160.00°	0.00	0.00%
160.00° - 170.00°	0.00	0.00%
170.00° - 180.00°	0.00	0.00%
0.00° - 90.00°	36,312.35	100.00%
90.00° - 180.00°	21.81	0.06%
0.00° - 180.00°	36,312.35	100.00%

Click on the following link  
<https://bit.ly/2FqZ6qU>