


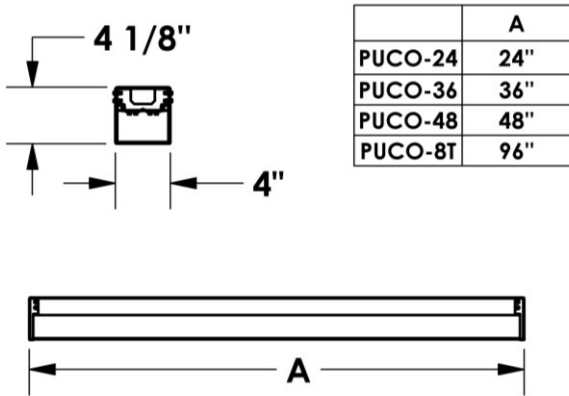
PROJECT:

NOTES:

ORDERING INFORMATION:

**EXAMPLE** PUCO - 4F - 60 - 9 - 40 - MV - BK - EM - D1  
 SERIES NOM. LENGTH LUMENS CRI KELVINS VOLTAGE FINISH OPTIONS DRIVER

SHOP DRAWINGS



ORDERING INFORMATION

SERIES		KELVIN	
PUCO	No Sensor	30	3000K
PUCQ	With Occupancy Sensor	35	3500K
		40	4000K
		50	5000K
		TW	Tunable White
NOMINAL LENGTH		VOLTAGE	
2F	24"	MV	120-277V
3F	36"	347	347V
4F	48"		
8T	96" Tandem		

FEATURES

- > Premium wall/ceiling mounted luminaire for low glare applications
- > Thin profile allows for discreet placement in coves and confined spaces
- > Extruded square lens for clean architectural look
- > Spring loaded ends for ease of lens removal and retention
- > Row mounting produces continuous illumination with minimal gaps between luminaires
- > White opal acrylic lens
- > Mounting accessories available for surface or suspended mounting
- > Minimum 80 CRI; color range 3000K - 5000K available
- > Tunable White option available

LUMENS

Lumen Package	Nominal Lumens
<b>2F</b>	
20	2,000
30	3,000
<b>3F</b>	
30	3,000
40	4,000
<b>4F</b>	
40	4,000
60	6,000
80	8,000
<b>8T</b>	
80	8,000
100	10,000
120	12,000
160	14,000

OPTIONS

AC#	Suspension Aircraft Cable #ft
BC#	Black Cab Tire Wire #ft
WC#	White Cab Tire Wire #ft
EM	Emergency Power Pack

FINISH

BLANK	White Housing
BK	Texture Matte Black Housing

DRIVERS

ND	Non-dimming applications
D	0-10V dimming
DA	DALI driver

APPLICATIONS

- > Stairwells
- > Corridors
- > Retail applications
- > Commercial applications
- > Healthcare facilities
- > Nursing homes
- > Vanities

CRI

BLANK	80 CRI
9	90 CRI

\*Other lumen packages available.

LED

FIXTURE PERFORMANCE DATA

SPECIFICATIONS

**Housing/Reflector** – Precision die-formed 22-gauge C.R.S.

**Shielding** – Variety of lenses available

**Finish** – Baked enamel powder finish applied post production on all surfaces for smooth edges and safe handling.

**Electrical** – High quality mid-power LED boards. L70 >72,000 hours reported / 129,200 hours calculated at maximum allowable output current. L85 >50,000 hours.

**Mounting** – Suspended or Surface

**Listings** –

- cUL certified as luminaire suitable for dry or damp locations.

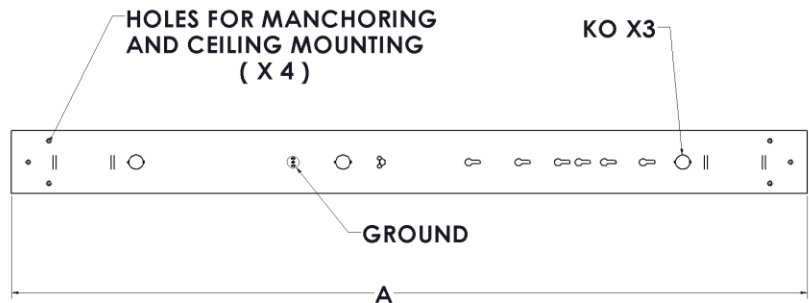
**Warranty** – 5-year limited warranty

LED PACKAGE	DELIVERED LUMENS	WATTAGE	EFFICACY (lm/W)
2F			
30	2,937	23	128
3F			
40	3,937	40	98
4F			
30	3,017	27	112
50	4,965	43	115
8T			
80	8,493	72	118
120	12,133	102	119

\*Results based on 4000K, 80 CRI

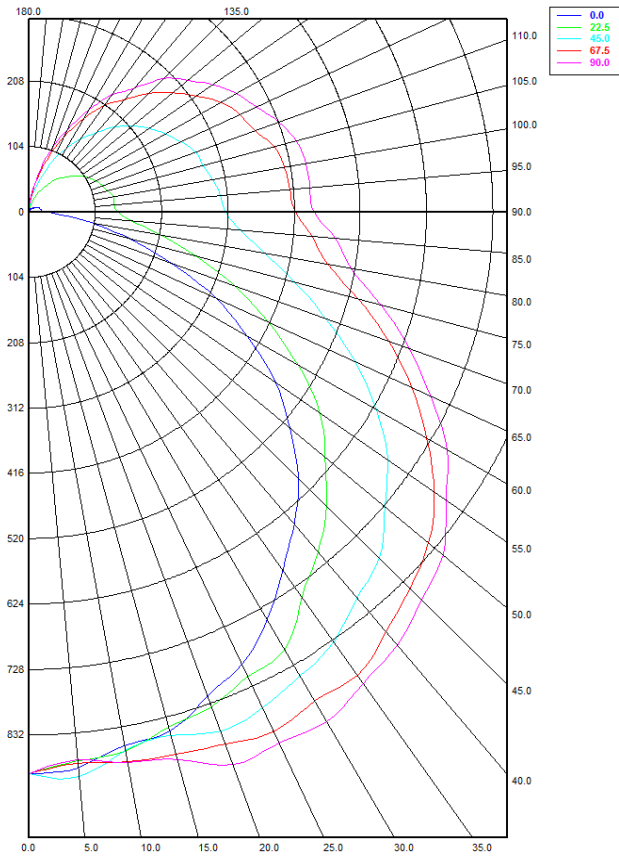
MULTIPLIER TABLE	
COLOR TEMPERATURE	
CCT/CRI	CONVERSION FACTOR
3000K / 80 CRI	0.95
3500K / 80 CRI	0.97
4000K / 80 CRI	1
5000K / 80 CRI	1.03

FIXTURE DETAILS



PHOTOMETRY

PUCO-4F-50-40-MV Total Luminaire Output: 4,965 lumens; 43 Watts



Candela Table

	0°	22.5°	45°	67.5°	90°
0°	892.94	892.94	892.94	892.94	892.94
5°	887.11	876.62	901.6	880.26	875.03
10°	861.98	870.73	869.8	888.01	888.97
15°	854.91	848.05	862.24	893.01	901.35
20°	819.57	836.92	878.75	901.05	935.64
25°	792.48	815.04	869.19	910.7	930.85
30°	747.95	802.92	851.38	897.84	935.81
35°	694.24	746.91	835.22	899.42	915.23
40°	646.69	706.12	801.88	872.6	900.02
45°	596.24	660.75	778.48	846.04	872.68
50°	533	607.36	729.81	818.98	848.35
55°	472.23	558.87	687.54	776.88	799.39
60°	394.78	486.63	629.74	720.81	757.95
65°	322.78	413.92	565.93	663.95	695.85
70°	237.63	342.29	496.94	601.06	636.32
75°	162.79	270.12	431.37	535.53	572.1
80°	99.24	208.66	375.28	476.76	514
85°	50.98	161	332.61	445.77	483.02
90°	23.87	140.3	308.23	417.1	446.99

Luminaire Spacing Criterion (spacing to mounting height ratio)

- Two luminaires, plane 0° 1.24
- Two luminaires, plane 90° 1.55
- Four luminaires 1.57

Zonal Lumen Summary

Zone	Lumens	% Lamp	% Fixture
0° - 30°	734.7	3,849.57%	14.8%
0° - 40°	1,248.18	6,540.02%	25.14%
0° - 60°	2,420.24	12,681.2%	48.75%
0° - 90°	3,709.62	19,437%	74.71%
90° - 120°	802.75	4,206.09%	16.17%
90° - 150°	1,204.36	6,310.4%	24.26%
90° - 180°	1,255.43	6,577.99%	25.29%
0° - 180°	4,965.05	26,015.1%	100%

